

e-Learning Template Reference Guide

This short guide contains 10 different templates you can use for your e-Learning course. You are not limited to the 10 templates presented here and this guide should be used to help inform you of what is potentially possible in how you structure and present your educational content to your user.

This reference guide is an accompaniment to the interactive templates guide located [HERE](#). Click that link to see each of these templates in action.

Intake interRAI **CONTACT ASSESSMENT (CA)**

for Home Health Clinicians

A 60-minute e-Learning course examining the Home Health intake process and the interRAI Contact Assessment.

START

Mar 2024

TITLE TEMPLATE

- Used as the landing page for the user to begin the module
- Can modified to use as a sectional divider slide to denote a new section in the module.

Intake interRAI Contact Assessment

Click through each of the sections below to proceed:



INTRODUCTION

2

SECTIONS

3

LEARNING OBJECTIVES



1

INTRODUCTION

Welcome to the **Intake interRAI Contact Assessment (CA)** for Home Health Clinicians eLearning Course.

This course will alternate between guided videos and interactive components that will require your input. At the end of each topic that we cover, there will be a short quiz for you to complete.

Please note that there will be some sections where audio will be played. You will want to ensure that your environment is suitable for listening. The use of headphones or moving to a quieter area is recommended.

INTRO SLIDES ALL-IN-ONE TEMPLATE

- Generic Introduction info
- List Sections of course/module
- List Learning Objectives
- More tabs can be added (recommended max 5)
- Layers contain all the information for each tab



What are the interRAI Assessments?



How do these assessments support clinicians in their practice?









How are the assessments developed?



Where are the interRAI assessments used?

What are the interRAI Assessments?

An **interRAI assessment** is a tool that collects standardized information about clients to make evidence informed decisions about care, with clients and families. The assessments cover the following health domains:

| | | | | | |
|---|---|---|--|--|---|
| <p>Physical Ability</p>  <p>Activities of Daily Living, communication, vision, recent declines</p> | <p>Medical Complexity</p>  <p>Health condition, nutrition, skin, falls, pain, medication, continence</p> | <p>Cognitive Ability</p>  <p>Cognitive function, mood, behaviour</p> | <p>Mental Health</p>  <p>Health conditions, isolation</p> | <p>Social Determinants of Health</p>  <p>Environment, social functional, informal support</p> | <p>Caregiver Distress</p>  <p>Fear, anxiety, other distress by informal caregivers</p> |
|---|---|---|--|--|---|

INFO TABS TEMPLATE

- Useful for disparate or non-sequential information flow
- Can be used for mix of text and images
- Able to portray greater quantity of information and include pictures
- Expandable beyond 4 tabs depending on tab subtitle lengths but recommend to keep between 3 to 5 tabs



Other Facts: **interRAI Assessments**

Standardization

The **standardized data elements** in each assessment support **sharing of information** and **minimize duplication** of efforts

Canadian Insti

The Canadian Institut
the mandated univers
across Canada.

CLICK THROUGH EACH
BUTTON TO ADVANCE

1

Overview

2

Clinical
Practice

3

Development



QUICK FACTS TEMPLATE

- Useful for short bursts of information
- Recommend to keep solely text-based
- Recommend to keep original 3 cards limit. Expansion is possible but can get messy with how far off screen the cards can go in the developer view

InterRAI-CA

Decision Support Algorithms and Outcome Scales

The key benefits of using an interRAI assessment is access to its decision support algorithms and outcome scales. These algorithms and outcome scales will help us more accurately determine the clinical picture of the client and their current needs.

Click through each of the coloured bars on the right to learn more.



1

2

3

4

ACCORDION REVEAL TEMPLATE

- Useful for sequential information drip to user
- Can integrate both text and images
- Can convey greater quantity of information
- Recommend to stay at 4 or below accordion reveals. The more you add, the smaller your 'real estate' becomes

Home Health Managers

PROCURA GENERAL KNOWLEDGE

CHOOSE YOUR MODULE

The navigation hub consists of four rounded rectangular buttons arranged horizontally. Each button has a circular icon above its title. The 'Client Information' button is highlighted with a yellow hand cursor icon pointing to it.

- Procura Basics** (Icon: Red circle with white cubes)
- Searching in Procura** (Icon: Blue circle with white magnifying glass)
- Client Information** (Icon: Blue circle with white person icon and 'CLIENT' text)
 - General info
 - Address
 - Care Plan
- Viewing the Schedule** (Icon: Yellow circle with white calendar icon)

NAVIGATION HUB TEMPLATE

- Provides a hub for the user to pick and choose which section to go to
- As the user finishes a section, the section is marked as complete
- When all sections are marked as complete, the user may move on to the course completion page
- Very expandable with some resizing and reformatting
- Recommended max is 8 sections

CHOOSE YOUR ROLE

CLICK ON YOUR ROLE

Doctor

Nurse

Lab Technician

ROLE SELECTION TEMPLATE

- Allows user to select their role
- Their role is saved throughout the module
- You can determine what slides or information you would like the user to see based on the role they chose
- No limit on number of roles although complexity of development may increase at an exponential rate with each additional role

interRAI CONTACT ASSESSMENT REPORT



Drag the Magnifying Glass over sections of interest to learn more.

If you receive this record in error, please contact the sender immediately.

interRAI Contact Assessment with Comments & COS Summary

Name: BEATRICE INTAKE DOB: 03-Mar-1943 PARIS ID: 21017

SECTION E: SUMMARY

| | |
|---|---|
| 1 ALGORITHM SCORES <i>Record the computer-generated scores for each of the following.</i> | |
| a. Assessment urgency (score "1" to "6") | 4 |
| b. Service urgency (score "1" to "4") | 1 |
| c. Rehabilitation (score "1" to "5") | 4 |
| 2 EXPECTED LENGTH OF SERVICE | 3 |
| 1 1-14 days | |
| 2 15-60 days | |
| 3 61 or more days | |
| 3 ASSESSMENT URGENCY <i>Urgency for comprehensive, face-to-face assessment</i> | 1 |
| 0 Not required | |
| 1 More than 14 days | |
| 2 8-14 days | |
| 3 Within 7 days | |
| 4 URGENCY OF NEEDED SERVICES | |
| 0 Not needed | |
| 1 48 hours or more | |
| 2 24 to less than 48 hours | |
| 3 12 to less than 24 hours | |
| 4 Less than 12 hours | |

| | |
|--|---|
| 6 PRIMARY MODE OF ASSESSMENT <i>Code for mode used for the majority of assessment items</i> | 3 |
| 1 In person | |
| 2 Virtual conference with video | |
| 3 Virtual conference, audio only | |
| 7 SOURCES OF INFORMATION USED TO COMPLETE THE interRAI CA <i>Code only ONE PRIMARY source and ALL APPLICABLE SECONDARY sources</i> | |
| 0 Not applicable | |
| 1 Primary | |
| 2 Secondary | |
| a. Person | 1 |
| b. Spouse / partner | 2 |
| c. Parent / guardian | 0 |
| d. Child or child-in-law | 0 |
| e. Other relative | 0 |
| f. Friend or neighbour | 0 |
| g. Physician / physician assistant / nurse practitioner | 2 |
| h. Other home care / other health, or social service provider | 0 |

AREAS OF INTEREST TEMPLATE

- Requests user input to highlight areas of interest in any form or content based in a scroll window
- Once user drags magnifying glass over an area of interest, we can zoom in to that particular area and provide visual/text callouts

RAI-HC Assessor View

interRAI CONTACT ASSESSMENT FORM



In the next portion of this course, a series of guided videos will take you through the key details in the interRAI Contact Assessment Form that are important to you as a RAI-HC Assessor.

Feel free to pause and rewind the scenes if needed.

PLAY

GUIDED VIDEO TEMPLATE

- Use to provide a guided walkthrough accompanied with AI-generated voiceover to explain reference materials such as forms or screenshots
- Utilizing zooming and panning, we can emphasize important areas of focus
- Can prompt for user input through the use of textbox callouts and call to actions (i.e. click here to move on, click here for more information, click here for a list of XYZ etc.)

Section 1 Quiz

What are the benefits of using interRAI assessments?

- a) interRAI assessments use information collected once for multiple purposes to support clients, care professionals and managers
- b) interRAI assessments share a core set of information that are use the same definitions
- c) interRAI assessments help reduce duplication
- d) interRAI assessments promote consistency of client assessment and evaluation
- e) All of the above



Incorrect.

You did not select the correct response. The answer is E) all of the above.

Next

QUIZ TEMPLATE

- Useful for multiple choice and true or false testing
- The number of choices available to the user is customizable
- Correct answers can be provided if the user chooses incorrectly
- Tracking score and creating thresholds for pass/fail conditions is also possible



KNOWLEDGE TEST

Drag and drop each circle to the correct area on the form



Find the Clinical Outcome Scale that is used to determine urgency for follow-up



Locate the Pain Scale



Where would depression as reported by the patient be indicated?



Locate the Algorithm Scores in the Summary section



If you receive this record in error, please contact the sender immediately.

interRAI Contact Assessment with Comments & COS Summary

| | | |
|-----------------------|------------------|-----------------|
| Name: BEATRICE INTAKE | DOB: 03-Mar-1943 | PARIS ID: 21017 |
|-----------------------|------------------|-----------------|

SECTION E: SUMMARY

1 ALGORITHM SCORES
Record the computer-generated scores for each of the following.
a. Assessment urgency (score "1" to "6")
b. Service urgency (score "1" to "4")
c. Rehabilitation (score "1" to "5")

2 EXPECTED LENGTH OF SERVICE
1 1-14 days
2 15-60 days
3 61 or more days

3 ASSESSMENT URGENCY
Urgency for comprehensive, face-to-face assessment
0 Not required
1 More than 14 days
2 8-14 days
3 Within 7 days

4 URGENCY OF NEEDED SERVICES
0 Not needed
1 48 hours or more
2 24 to less than 48 hours
3 12 to less than 24 hours
4 Less than 12 hours

6 PRIMARY MODE OF ASSESSMENT
Code for mode used for the majority of assessment items
1 In person
2 Virtual conference with video
3 Virtual conference, audio only

7 SOURCES OF INFORMATION USED TO COMPLETE THE interRAI CA
Code only ONE PRIMARY source and ALL APPLICABLE SECONDARY sources
0 Not applicable
1 Primary
2 Secondary
a. Person
b. Spouse / partner
c. Parent / guardian
d. Child or child-in-law
e. Other relative
f. Friend or neighbour
g. Physician / physician assistant / nurse practitioner
h. Other home care / other health, or social service provider

DRAG N' DROP KNOWLEDGE TEST TEMPLATE

- Provide a dynamic way to the test the user's knowledge by having them drag and drop icons into the correct places
- Can be used on forms like this example
- Can also be used creatively outside of forms as a test to 'match' and pair up knowledge concepts correctly